

Wide Band VCO

VO3260C/05

Electrical specification

Parameter	Min.	Typ.	Max.	Unit
Frequency range*	7		10	GHz
Output power, over all in 50 Ω*	10		19	dBm
Power vs. frequency*		2	4	dB
Power vs. temperature*		2	3	dB
Temperature drift*		2	3	MHz/°C
2:nd harmonic		-30	-25	dBc
Spurious			-70	dBc
FM noise* (SSB) 1 MHz		-112	-100	dBc/Hz
10 MHz		-140	-130	dBc/Hz
Tuning voltage*	0		+20	V
Tuning sensitivity*	125		500	MHz/V
Non-linearity			±10	%
Pulling, VSWR 1.5:1		±0.6	±2	MHz
Pushing		0.1	1	MHz/V
Slew rate	20	80		GHz/μs
Modulation bandwidth	10	13		MHz
PTD**			±25	MHz

Notes:

* 100% tested and guaranteed values. Other data are indicative.

** from 1μs to 1s after frequency jump.

Interface/environmental specification

Parameter	Min.	Max.	Unit
Bias voltage	14.6	16	V
Bias current*		250	mA
Tuning voltage (damage level)		21	V
Operating temperature	-40	+85	°C
Storage temperature	-55	+100	°C
Weight		7	g

Typical Pout vs. frequency

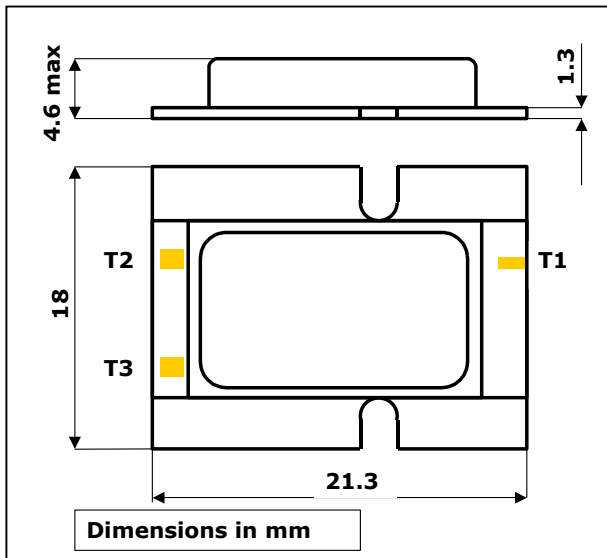
Typical frequency vs. Vtune

Note: Actual performance for each individual is stored in standard file format!

Wide Band VCO

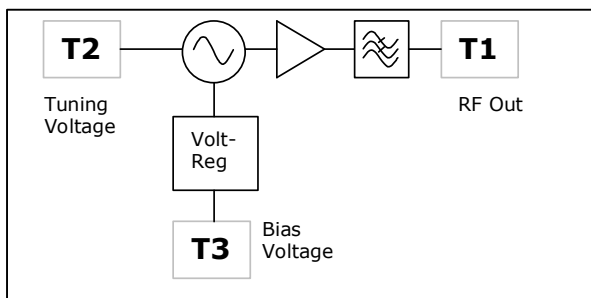
VO3260C/05

Outline drawing

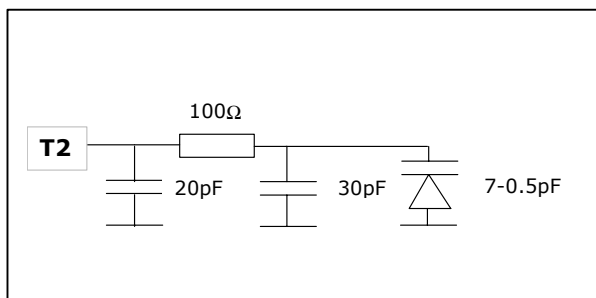


T1	RF Out (50 Ω)	Bond Pad	0.25 x 0.50 mm
T2	Tuning Voltage	Bond Pad	0.80 x 0.80 mm
T3	Bias Voltage	Bond Pad	0.80 x 0.80 mm

Simplified block diagram



Tuning input interface



SPLT6090_A_VO3260C05.doc