

Wide Band VCO

VO3260C/04

Electrical specification

Parameter	Min.	Typ.	Max.	Unit
Frequency range*	4.5		8.25	GHz
Output power, over all*	6		19	dBm
Power vs. frequency*		2	4	dB
Power vs. temperature*		1	2	dB
Temperature drift *		2.5	3	MHz/°C
2:nd harmonic		-25	- 20	dBc
Spurious			- 60	dBc
FM noise* (SSB) 100 kHz 1MHz		-89 -114	-87 -110	dBc/Hz dBc/Hz
Tuning voltage*	0		+20	V
Tuning sensitivity*	100		600	MHz/V
Non-linearity			±10	%
Pulling, VSWR 1.5:1		±0.3	±2	MHz
Pushing		0.1	1	MHz/V
Slew rate	20	40		GHz/μs
Modulation bandwidth	10	13		MHz
PTD**			± 25	MHz

T_a = 25°C, unless otherwise stated.

Notes:

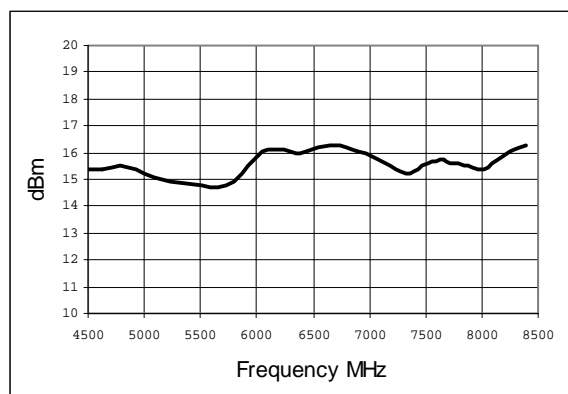
* 100% tested and guaranteed values. Other data are indicative.

** from 1μs to 1s after frequency jump

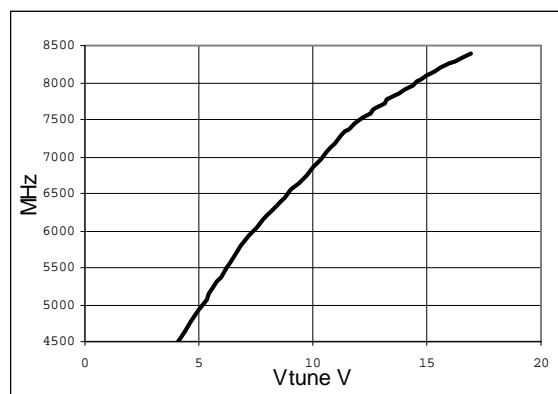
Interface/environmental specification

Parameter	Min	Max	Unit
Bias voltage	11	16	V
Bias current*		100	mA
Tuning voltage (damage level)		23	V
Operating temperature	-40	+85	°C
Storage temperature	-50	+100	°C
Weight		7	g

Typical Pout vs. frequency



Typical frequency vs. Vtune

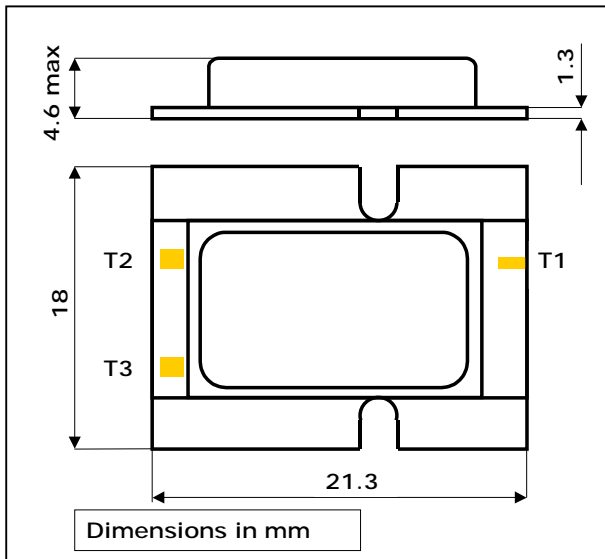


Note: Actual performance for each individual is stored in standard file format !

Wide Band VCO

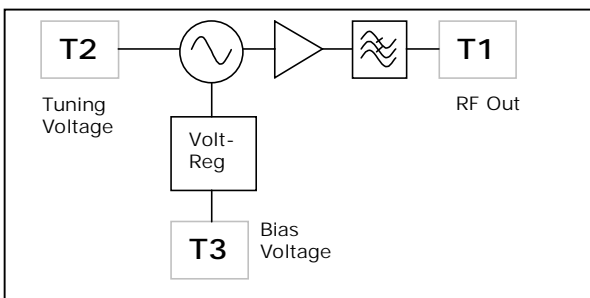
VO3260C/04

Outline drawing

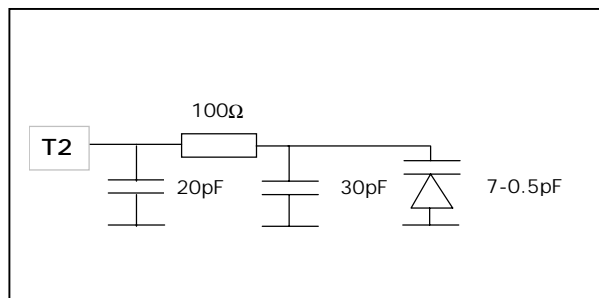


T1	RF Out (50 Ω)	Bond Pad	0.25 x 0.50 mm
T2	Tuning Voltage	Bond Pad	0.80 x 0.80 mm
T3	Bias Voltage	Bond Pad	0.80 x 0.80 mm

Simplified block diagram



Tuning input interface



Data subject to change without notice.
SPLT6061_C_VO3260C04.doc