

Wide Band VCO

VO3262K/00

Electrical specification

Parameter	Min.	Typ.	Max.	Unit
Frequency range*	20.0		24.0	GHz
Output power, over all*	21		28	dBm
Power vs. frequency*		2	4	dB
Power vs. temperature*		1.5	2	dB
Temperature drift*		2.5	3	MHz/°C
2:nd harmonic		-30	-25	dBc
Spurious			-60	dBc
FM noise* (SSB) 100 kHz		-72	-65	dBc/Hz
1 MHz		-100	-95	dBc/Hz
Tuning voltage*	0		+20	V
Tuning sensitivity*	100		600	MHz/V
Non-linearity			±10	%
Pulling, VSWR 1.5:1		±1	±2	MHz
Pushing		0.6	1	MHz/V
Slew rate	20	80		GHz/μs
Modulation bandwidth	10	13		MHz
PTD**			±25	MHz

Notes:

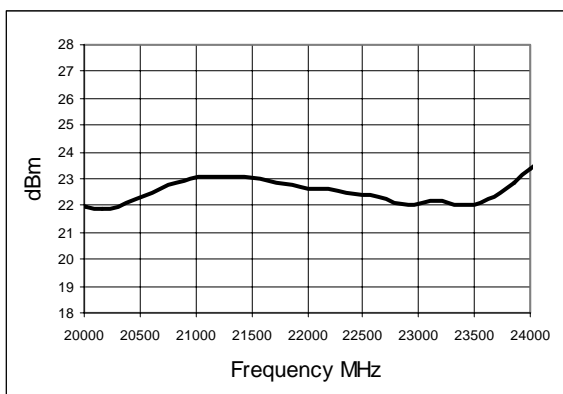
* 100% tested and guaranteed values. Other data are indicative.

** from 1μs to 1s after frequency jump.

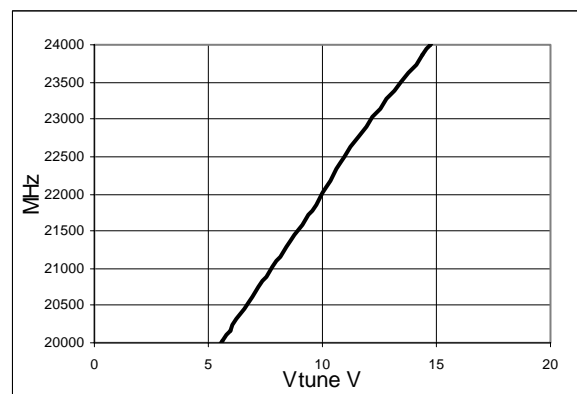
Interface/environmental specification

Parameter	Min.	Max.	Unit
Bias voltage	14.6	16.0	V
Bias current*		300	mA
Tuning voltage (damage level)		21	V
Operating temperature	0	+60	°C
Storage temperature	-50	+100	°C
Weight		7	g

Typical Pout vs. frequency



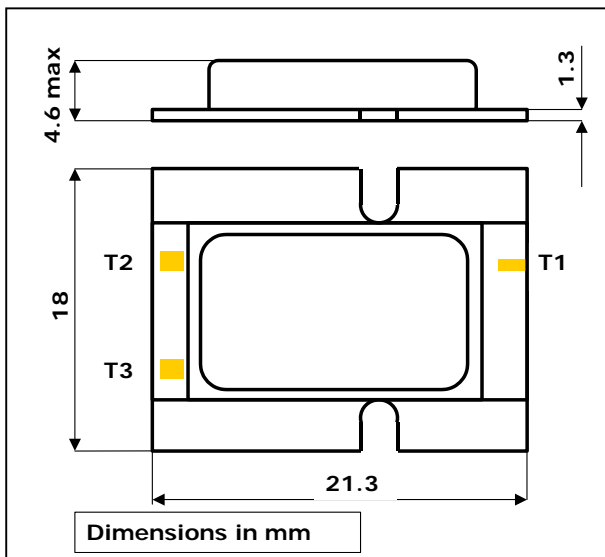
Typical frequency vs. Vtune



Wide Band VCO

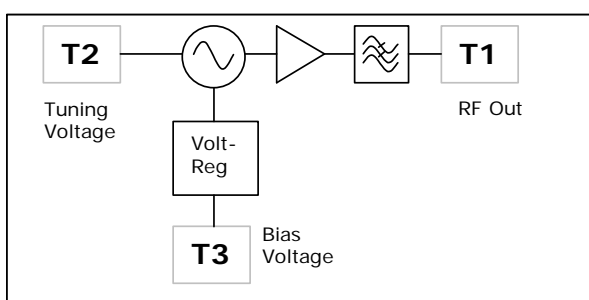
VO3262K/00

Outline drawing

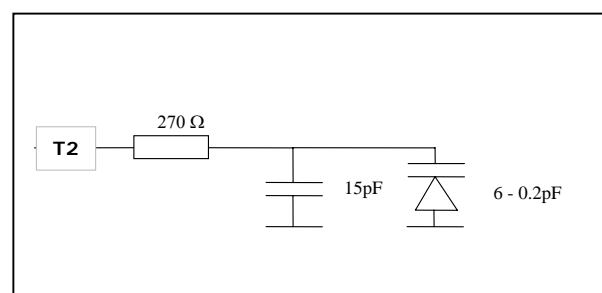


T1	RF Out (50 Ω)	Bond Pad	0.25 x 0.50 mm
T2	Tuning Voltage	Bond Pad	0.80 x 0.80 mm
T3	Bias Voltage	Bond Pad	0.80 x 0.80 mm

Simplified block diagram



Tuning input interface



Data subject to change without notice.
Rev. C 2005-11-15